



YOU MUST HAND IN YOUR WORK BY

TO




HOW LONG
should this assignment take?

Every person works at his/her own pace.
As a guide, spend 2 hours reading and making notes, another 2 hours to write your answers and a further hour to discuss them with your MOLP tutor.



HOW
will I be assessed?

Your tutor will assess your work. He/she will give you feedback on how you have done. If you have not completed the work, you will be given the chance to do further work to pass this assignment.



WHAT
do I do now?

Read the TASKS section below to get an overview of this project.
Then read the NOTES AND GUIDANCE section for help.
Carry out the TASKS.

TASKS

1 Tick the boxes below to show what stage you are at

- ☐ I have written my own music
- ☐ I have access to recording facilities
- ☐ Some of my music is recorded
- ☐ My music is recorded and mixed
- ☐ I already have my music on a CD
- ☐ My music is available on the internet

2 Recorded music, make a list here of 6 things you can do to take it further.

3 Answer the following questions, circling True or False for each		
Dub plates can only be played once	True	False
CDs can be duplicated on most home computers	True	False
Packaging of a CD is unimportant	True	False
It is not possible to use DVD's as they are too expensive	True	False

4 Press packs are a good way of giving people information about yourself. In the box below write what you would include in a press pack.

e.g. Biography

5 Now in the box below write a brief musical biography of you or your band. Put in details of gigs you've played, recordings you've done, any special events etc.

6 Branding is as important for a band or artist as it is for a business. In the boxes below analyse two artists or bands branding and how they use it. For example, do they have a logo or special way of writing their name? Does it appear on all their promotional information?

BAND/ARTIST 1
Describe the branding

How is it used?

BAND/ARTIST 2
Describe the branding

How is it used?

7 For each of the types of packaging below, list 2 advantages and 2 disadvantages.

Format	Advantage	Disadvantage
CD Jewel Case		
Cardboard Sleeve		
Plastic Sleeve		

8 What is the cheapest way of duplicating CDs?

9 Answer the following questions, circling True or False for each.

Pressed CD’s are of a lower quality than CDRs	True	False
You can label CDs with a special printer	True	False
It would cost roughly £200 to have CDs copied with jewel cases	True	False
A glass master is necessary for CDR duplication	True	False
It is cheaper to use CD manufacture for more than 1000 CDs	True	False

10 Give three reasons below why surround sound is becoming more popular.

1)

2)

3)

11 If you were to make a website for yourself or your band, plan below what you would include on it.

12 Answer the following questions, circling True or False for each.

You can make a website with Microsoft Word	True	False
Websites are uploaded using a FTP client	True	False
You have to pay for webspace	True	False
MP3’s are larger than wave files	True	False
It takes 2 hours to download a wave file of a song with a dial up modem	True	False
MP3 uses technology called perceptual coding	True	False

13 Give three reasons why people like MP3s.

1)

2)

3)

14 Develop and cost a plan for producing 1000 CDs of your music, packaged in a jewel case with a 4 page booklet. Remember to include design costs.